
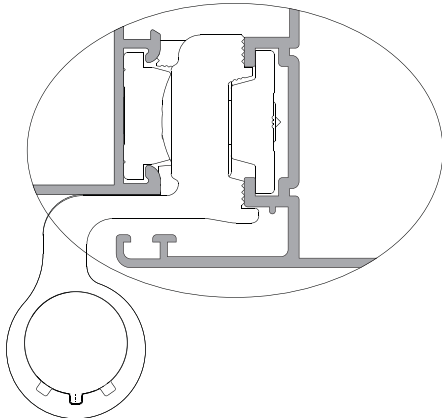
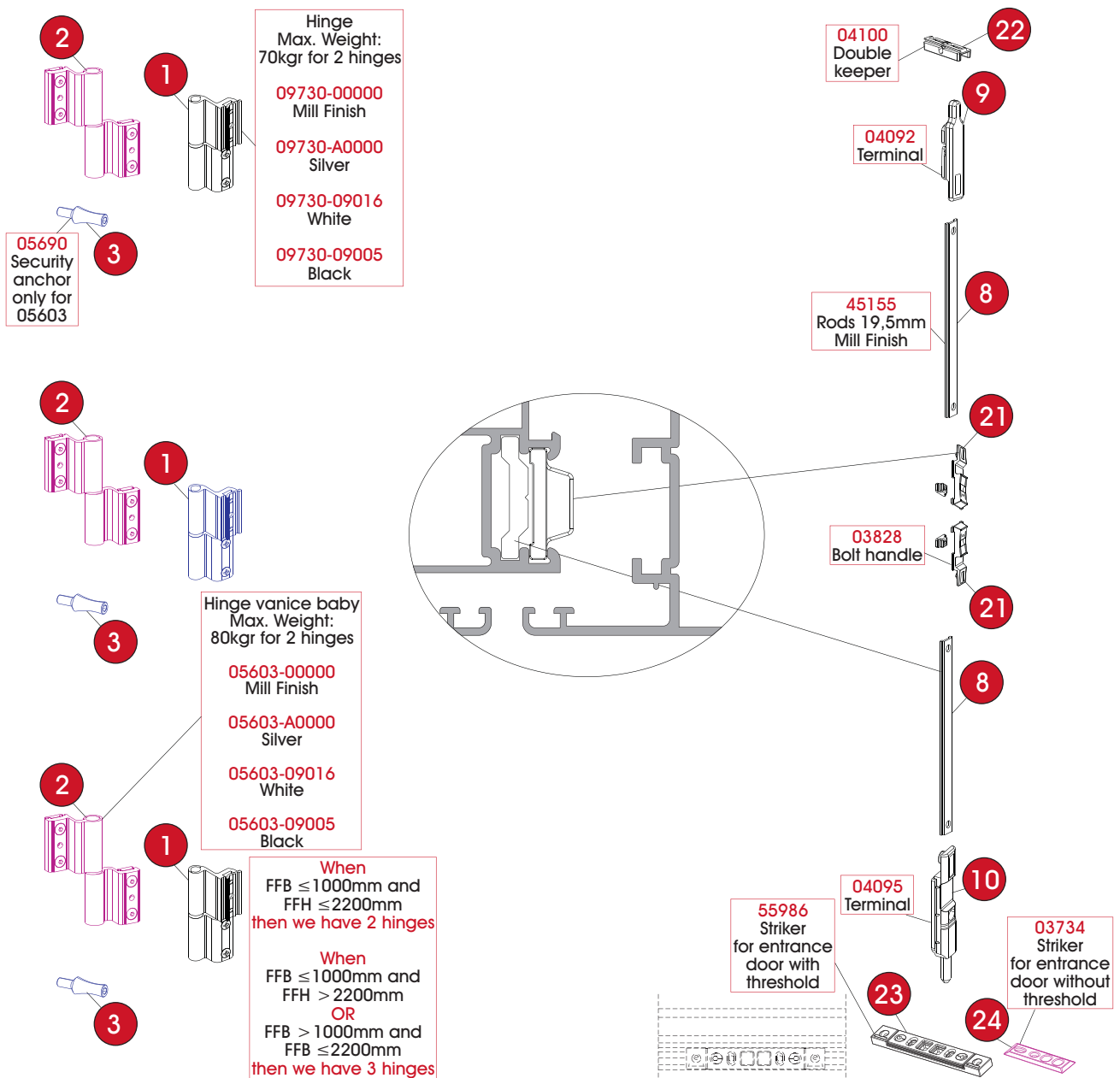


Max leaf weight :70/80kg



Hinges & bolts
-for second leaf of two leaves-
entrance doors



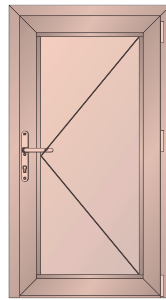
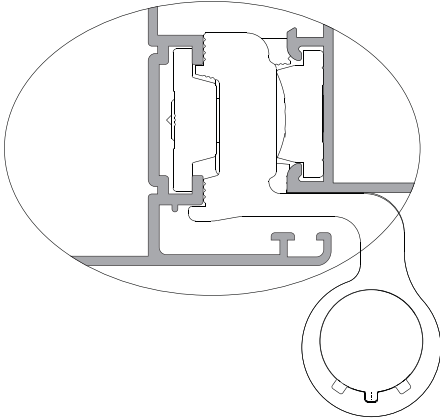
Optional (or obligatory under certain conditions)

Alternative


layout of hinges & locking system

trendy
ISOTHERMIC

Max leaf weight : 70/80kg



Hinges & locking system
-for one leaf-
entrance doors

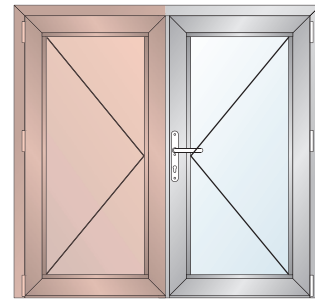
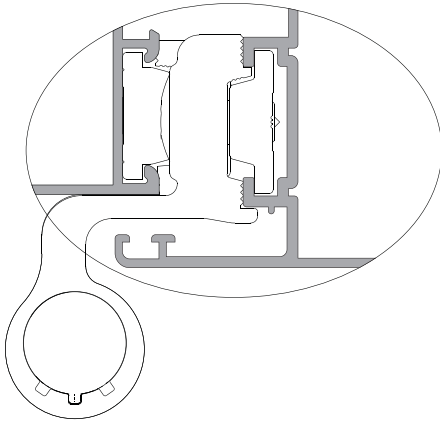


Hinges & locking system
-for first leaf of two leaves-
entrance doors

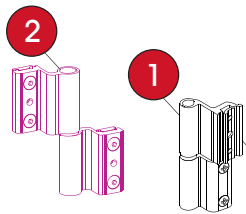
| Solution A | Solution B | Solution C (FFH/1950mm) | Door closer | Handle | Handle | Handle | Handle | Hinge | Hinge | Hinge | Hinge |
|---|--|--|---|---|---|---|---|--|--|---|--|
| <p>07653 Spring latch & dead bolt</p> <p>06862 Striker for 07653, 17653</p> <p>17653 Roller latch & dead bolt</p> <p>103500 Spring latch & dead bolt</p> <p>101066 Adjustable striker for 103500</p> <p>103700 Roller latch & dead bolt</p> <p>101065 Striker for 103700</p> | <p>01585 intermediate additional locking point</p> <p>45155 Rods 19,5mm Mill Finish</p> <p>68504 Lock coupling for 07653 + 45155, 17653 + 45155</p> | <p>02388 3 point locking system</p> <p>25265 RIGHT</p> <p>15265 LEFT Latch & deadbolt plate adjustable</p> <p>55266 Tongue & round bolt plate adjustable</p> | <p>FFB [1100mm] 45078-09016 White 45078-A0000 Silver 45078-08014 Brown</p> <p>FFB [1250mm] 45178-09016 White 45178-A0000 Silver 45178-08014 Brown</p> | <p>85513-00000 Mill Finish</p> <p>85513-09016 White</p> <p>85513-09005 Black</p> | <p>85554-00000 Mill Finish</p> <p>85554-09016 White</p> <p>85554-09005 Black</p> | <p>85622-00000 Mill Finish</p> <p>85622-09016 White</p> <p>85622-09005 Black</p> | <p>80622-00000 Mill Finish</p> <p>80622-09016 White</p> <p>80622-09005 Black</p> | <p>09730-00000 Mill Finish</p> <p>09730-A0000 Silver</p> <p>09730-09016 White</p> <p>09730-09005 Black</p> | <p>05690 Security anchor only for 05603</p> | <p>2100B-00000 Mill Finish</p> <p>2100B-09016 White</p> <p>2100B-09005 Black</p> | <p>05603-00000 Mill Finish</p> <p>05603-A0000 Silver</p> <p>05603-09016 White</p> <p>05603-09005 Black</p> |
| <p>6</p> <p>4</p> <p>5</p> <p>27</p> <p>28</p> <p>29</p> <p>30</p> | <p>9</p> <p>8</p> <p>7</p> <p>6</p> <p>4</p> <p>5</p> <p>7</p> <p>8</p> <p>9</p> | <p>11</p> <p>10</p> <p>12</p> <p>11</p> | <p>20</p> <p>1</p> <p>2</p> | <p>15</p> <p>16</p> <p>17</p> <p>18</p> <p>19</p> | <p>1</p> <p>2</p> <p>3</p> | <p>1</p> <p>2</p> <p>3</p> | <p>1</p> <p>2</p> <p>3</p> | <p>1</p> <p>2</p> <p>3</p> | <p>3</p> | <p>1</p> <p>2</p> <p>3</p> | <p>1</p> <p>2</p> <p>3</p> |
| | | | <p>Door handle (set in-out)</p> <p>02051-00000 Mill Finish</p> <p>02051-09016 White</p> <p>02051-09005 Black</p> | | | | | <p>Hinge Max. Weight: 70kg for 2 hinges</p> | | | <p>Hinge vanice baby Max. Weight: 80kg for 2 hinges</p> |
| | | | <p>51758 Square anchor</p> | | | | | <p>When FFB ≤ 1000mm and FFH ≤ 2200mm then we have 2 hinges</p> | | | <p>When FFB ≤ 1000mm and FFH > 2200mm OR FFB > 1000mm and FFH ≤ 2200mm then we have 3 hinges</p> |



Max leaf weight : 70/80kg



Hinges & bolts
-for second leaf of two leaves-
entrance doors



Hinge
Max. Weight:
70kgr for 2 hinges

09730-00000
Mill Finish

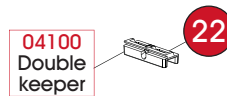
09730-A0000
Silver

09730-09016
White

09730-09005
Black

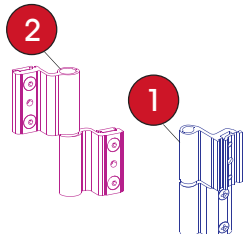
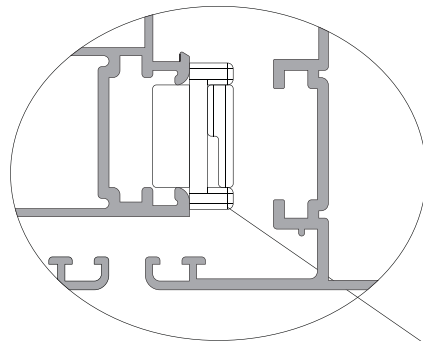


05690
Security
anchor
only for
05603



04100
Double
keeper

03721
Bolt (only for
socket 14mm)
L=450mm
only for
solution A



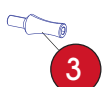
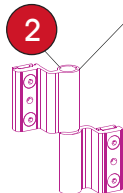
Hinge vanice baby
Max. Weight:
80kgr for 2 hinges

05603-00000
Mill Finish

05603-A0000
Silver

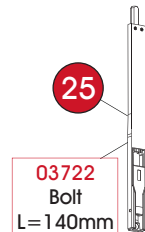
05603-09016
White

05603-09005
Black



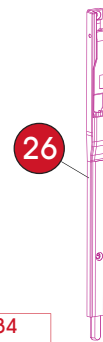

When
FFB \leq 1000mm and
FFH \leq 2200mm
then we have 2 hinges

When
FFB \leq 1000mm and
FFH $>$ 2200mm
OR
FFB $>$ 1000mm and
FFH \leq 2200mm
then we have 3 hinges

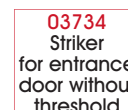


03722
Bolt
L=140mm

03720
Bolt (only for
socket 14mm)
L=220mm



55986
Striker
for entrance
door with
threshold



03734
Striker
for entrance
door without
threshold

